

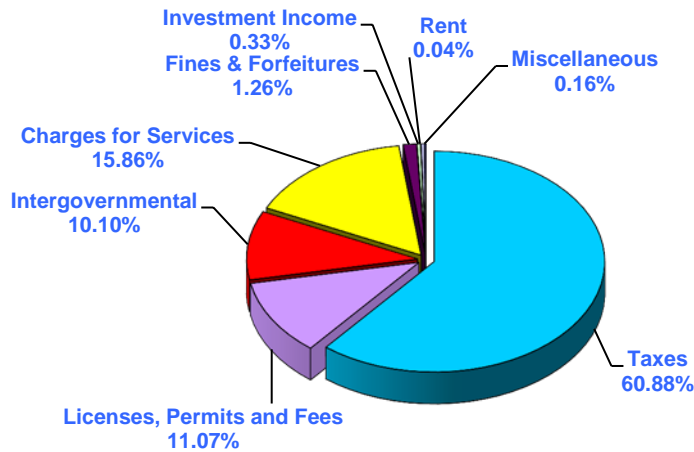
**PICKENS COUNTY**

**FINANCIAL SUMMARY**

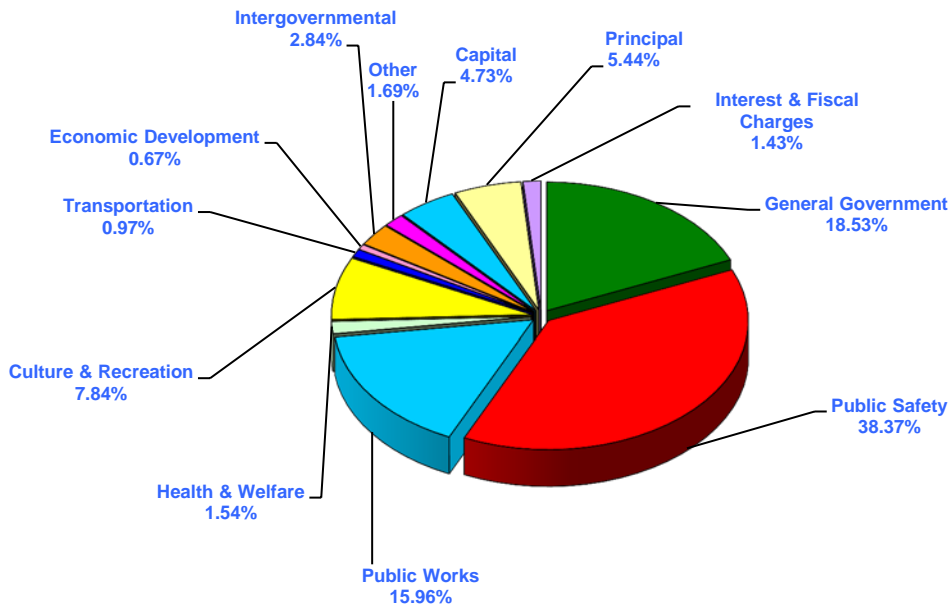
	GOVERNMENTAL FUND TYPES						TOTAL FY 2015	TOTAL FY 2014
	GENERAL FUND	DEBT SERVICE	SPECIAL REVENUES	CAPITAL PROJECTS	ENTERPRISE FUNDS			
<b>REVENUES</b>								
Taxes	\$ 24,252,940	\$ 3,074,170	\$ 5,578,645	\$ -	\$ -	\$ 32,905,755	\$ 32,253,566	
Licenses, Permits and Fees	640,000	-	5,341,855	-	-	5,981,855	5,980,156	
Intergovernmental	5,022,164	-	436,179	-	-	5,458,343	5,535,723	
Charges for Services	6,227,107	-	167,060	-	2,180,027	8,574,194	8,506,430	
Fines & Forfeitures	587,000	-	93,800	-	-	680,800	675,200	
Investment Income	173,588	-	5,000	-	-	178,588	182,565	
Rent	19,200	-	-	-	-	19,200	19,200	
Contributions	-	-	161,000	-	-	161,000	157,000	
Miscellaneous	84,500	-	2,300	-	-	86,800	77,300	
	<u>37,006,499</u>	<u>3,074,170</u>	<u>11,785,839</u>	<u>-</u>	<u>2,180,027</u>	<u>54,046,535</u>	<u>53,387,140</u>	
<b>EXPENDITURES</b>								
General Government	10,195,665	-	-	-	-	10,195,665	10,145,892	
Public Safety	16,538,138	-	4,576,942	-	-	21,115,080	20,463,748	
Public Works	5,606,298	-	1,668,033	-	1,506,755	8,781,086	9,890,134	
Health & Welfare	847,777	-	-	-	-	847,777	827,995	
Culture & Recreation	435,582	-	3,880,656	-	-	4,316,238	4,148,680	
Transportation	-	-	-	-	535,891	535,891	671,816	
Economic Development	-	-	367,074	-	-	367,074	392,025	
Intergovernmental	399,117	-	1,165,000	-	-	1,564,117	1,562,459	
Other	927,317	-	-	-	-	927,317	887,914	
Capital	1,579,855	-	961,167	-	62,399	2,603,421	2,079,734	
Debt Service								
Principal	-	2,511,732	347,983	-	131,308	2,991,023	2,672,834	
Interest & Fiscal Charges	-	434,746	88,602	-	261,500	784,848	824,142	
	<u>36,529,749</u>	<u>2,946,478</u>	<u>13,055,457</u>	<u>-</u>	<u>2,497,853</u>	<u>55,029,537</u>	<u>54,567,373</u>	
<b>REVENUES OVER (UNDER) EXPENDITURES</b>	<b>476,750</b>	<b>127,692</b>	<b>(1,269,618)</b>	<b>-</b>	<b>(317,826)</b>	<b>(983,002)</b>	<b>(1,180,233)</b>	
<b>OTHER FINANCING SOURCES (USES)</b>								
Transfer In (Out)	(841,875)	(127,692)	651,741	-	317,826	-	-	
Sale of Fixed Assets	25,000	-	-	-	-	25,000	25,000	
Fund Balance/Equity	340,125	-	574,377	-	-	914,502	1,155,233	
	<u>(476,750)</u>	<u>(127,692)</u>	<u>1,269,618</u>	<u>-</u>	<u>317,826</u>	<u>983,002</u>	<u>1,180,233</u>	
<b>REVENUES &amp; OTHER SOURCES OVER EXPENDITURES</b>	<b>\$ -</b>	<b>\$ -</b>	<b>\$ -</b>	<b>\$ -</b>	<b>\$ -</b>	<b>\$ -</b>	<b>\$ -</b>	
Beginning Fund Balance:	<u>27,221,479</u>	<u>683,587</u>	<u>5,456,119</u>	<u>1,142,637</u>	<u>30,979,478</u>	<u>65,483,300</u>		
Ending Fund Balance, June 30	<u>\$ 26,881,354</u>	<u>\$ 683,587</u>	<u>\$ 4,881,742</u>	<u>\$ 1,142,637</u>	<u>\$ 30,979,478</u>	<u>\$ 64,568,798</u>		

# SUMMARY OF ALL FUNDS

## REVENUES BY SOURCE



## EXPENDITURES BY FUNCTION



---

**PICKENS COUNTY**

---

**CAPITAL EQUIPMENT LIST**

<u>DEPARTMENT</u>	<u>FY 2015 BUDGET</u>
<b>GENERAL GOVERNMENT</b>	
Information Systems	
Server for GIS	21,516
Upgrade for Fuel System	19,654
Capital Replacement Program	
Future Capital	816,636
	<u>\$ 857,806</u>
<b>PUBLIC SAFETY</b>	
Sheriff	
Vehicle (8)	185,559
Emergency Medical Services	
Ambulance (2)	204,690
Cardiac Monitors (4)	139,856
Fire Training Facility	
Parking Lot	50,000
Crosswell Fire District	
Land	80,000
Six Mile Fire Station	
Hydraulic Tool	18,500
Truck	25,000
911 System	
911 System for PSAP System	500,000
CAD interface for EMD Software	20,000
	<u>\$ 1,223,605</u>
<b>PUBLIC WORKS</b>	
Roads & Bridges	
500 Gallon Tack Trailer	16,830
Latex Printer for Sign Making	10,000
Tri-Axle Dump Truck	112,000
Rolling Green Bridge	157,920
Ponderosa Bridge	149,047
Public Service Commission	
75hp Submersible Pump - 18 Upper	30,000
Blower - 18 Upper	7,000
Pump 18-Middle	6,000
Mixer North Plant	5,000
Selector Zone Submersible Mixer - Roper	10,000
Aerator - Roper	10,000
6" Pump Aeration to Clarifier	10,000
	<u>\$ 523,797</u>

PICKENS COUNTY

CAPITAL EQUIPMENT LIST

<u>DEPARTMENT</u>	<u>FY 2015 BUDGET</u>
<b>CULTURE &amp; RECREATION</b>	
Library	
Copier (2)	10,700
Park	
Utility Vehicle	8,114
	<u>\$ 18,814</u>
<b>TOTAL CAPITAL EQUIPMENT</b>	<u><u>\$ 2,624,022</u></u>
<b>SOURCE OF REVENUE</b>	
Capital Appropriation	\$ 1,584,855
Public Service Commission	78,000
Library Funds	10,700
911 Fund	520,000
Road User Fee	306,967
Fire District Fees	123,500
<b>TOTAL SOURCE OF REVENUE</b>	<u><u>\$ 2,624,022</u></u>

**PICKENS COUNTY**

**COMPARISON OF  
AUTHORIZED POSITIONS BY FUNCTION**

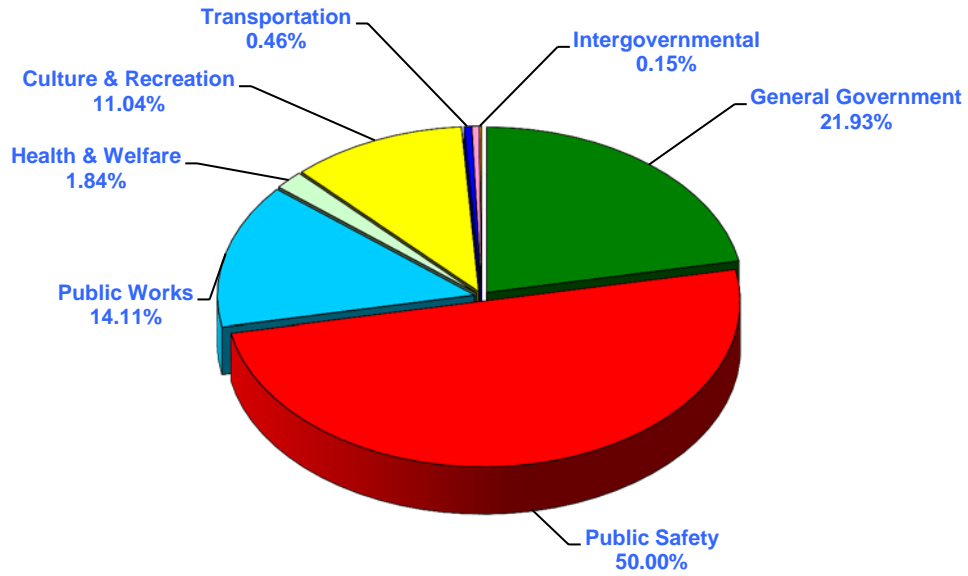
<b>DEPARTMENT</b>	<b>FY 2010 BUDGET</b>	<b>FY 2011 BUDGET</b>	<b>FY 2012 BUDGET</b>	<b>FY 2013 BUDGET</b>	<b>FY 2014 BUDGET</b>	<b>FY 2015 BUDGET</b>	<b>14/15 +/-</b>
<b>GENERAL GOVERNMENT</b>							
Council	7	7	7	7	7	7	-
Solicitor	12	11	11	11	11	11	-
Public Defender	2	2	2	2	2	2	-
Probate Court	5	5	5	5	5	5	-
Register of Deeds	5	4	4	4	4	4	-
Clerk of Court	14	14	14	14	14	23	9
Administrator	4	3	3	2	2	2	-
Purchasing	3	3	3	2	2	2	-
Finance	7	6	6	6	6	6	-
Building Maintenance	17	16	17	17	17	18	1
Human Resources	2	2	2	2	2	2	-
Delinquent Tax	3	3	3	3	3	3	-
Risk Manager	-	-	-	-	1	1	-
Treasurer	6	6	6	6	6	6	-
Auditor	6	6	6	6	6	6	-
Tax Assessor	15	14	14	13	13	13	-
GIS Mapping	5	4	4	4	4	4	-
Registration & Elections	2	2	2	2	2	2	-
Planning	2	2	2	2	2	2	-
Information Systems	7	6	6	6	6	6	-
Magistrate Court	11	9	9	9	9	9	-
Vehicle Maintenance	9	9	9	9	9	9	-
	<b>144</b>	<b>134</b>	<b>135</b>	<b>132</b>	<b>133</b>	<b>143</b>	<b>10</b>
<b>PUBLIC SAFETY</b>							
Building Codes	8	5	5	5	5	5	-
E-911	3	3	3	3	4	4	-
Sheriff's Department	139	139	140	140	141	141	-
Emergency Management	3	3	3	3	3	3	-
Coroner	1	1	1	1	1	2	1
Prison	15	15	15	15	15	15	-
Emergency Medical Services	85	85	85	90	90	90	-
Fire Department	-	-	-	-	-	-	-
Victim Advocate	4	3	2	2	2	2	-
Dacusville Fire District	6	6	6	6	6	6	-
Crosswell Fire District	4	8	14	14	14	14	-
Six Mile Fire District	-	-	-	1	1	4	3
Pickens Fire District	-	-	-	-	1	11	10
Shady Grove Fire Department	-	-	-	-	-	10	10
Vineyards Fire District	17	17	17	17	17	19	2
	<b>285</b>	<b>285</b>	<b>291</b>	<b>297</b>	<b>300</b>	<b>326</b>	<b>26</b>

**PICKENS COUNTY**

**COMPARISON OF  
AUTHORIZED POSITIONS BY FUNCTION**

<b>DEPARTMENT</b>	<b>FY 2010 BUDGET</b>	<b>FY 2011 BUDGET</b>	<b>FY 2012 BUDGET</b>	<b>FY 2013 BUDGET</b>	<b>FY 2014 BUDGET</b>	<b>FY 2015 BUDGET</b>	<b>14/15 +/-</b>
<b>PUBLIC WORKS</b>							
Roads & Bridges	27	26	27	27	28	28	-
Engineering	2	2	2	1	1	1	-
Solid Waste	60	60	59	58	54	55	1
Public Service Commission	8	8	8	8	8	8	-
	<b>97</b>	<b>96</b>	<b>96</b>	<b>94</b>	<b>91</b>	<b>92</b>	<b>1</b>
<b>HEALTH &amp; WELFARE</b>							
Storm Water Management	1	1	2	2	2	2	-
Animal Control	7	7	7	7	7	7	-
Veterans Affairs	3	3	3	3	3	3	-
	<b>11</b>	<b>11</b>	<b>12</b>	<b>12</b>	<b>12</b>	<b>12</b>	<b>-</b>
<b>CULTURE &amp; RECREATION</b>							
Cultural Commission	5	5	5	5	5	4	(1)
Hagood Mill	-	-	-	-	-	1	1
Tourism	-	-	-	-	1	1	-
Park	8	8	9	9	9	9	-
Library	59	57	57	58	58	57	(1)
	<b>72</b>	<b>70</b>	<b>71</b>	<b>72</b>	<b>73</b>	<b>72</b>	<b>-1</b>
<b>TRANSPORTATION</b>							
Airport	3	3	3	3	3	3	-
	<b>3</b>	<b>3</b>	<b>3</b>	<b>3</b>	<b>3</b>	<b>3</b>	<b>-</b>
<b>ECONOMIC DEVELOPMENT</b>							
Economic Development	-	2	3	3	3	3	-
	<b>-</b>	<b>2</b>	<b>3</b>	<b>3</b>	<b>3</b>	<b>3</b>	<b>-</b>
<b>INTERGOVERNMENTAL</b>							
Legislative Delegation	1	1	1	1	1	1	-
	<b>1</b>	<b>1</b>	<b>1</b>	<b>1</b>	<b>1</b>	<b>1</b>	<b>-</b>
<b>TOTAL EMPLOYEES</b>	<b>613</b>	<b>602</b>	<b>612</b>	<b>614</b>	<b>616</b>	<b>652</b>	<b>36</b>

**POSITIONS BY FUNCTION**



<b>FUNCTION</b>	<b>FY 2010 BUDGET</b>	<b>FY 2011 BUDGET</b>	<b>FY 2012 BUDGET</b>	<b>FY 2013 BUDGET</b>	<b>FY 2014 BUDGET</b>	<b>FY 2015 BUDGET</b>	<b>14/15 +/-</b>
General Government	144	134	135	132	133	143	10
Public Safety	285	285	291	297	300	326	26
Public Works	97	96	96	94	91	92	1
Health & Welfare	11	11	12	12	12	12	0
Culture & Recreation	72	70	71	72	73	72	-1
Transportation	3	3	3	3	3	3	0
Economic Development	-	2	3	3	3	3	0
Intergovernmental	1	1	1	1	1	1	0
	<b>613</b>	<b>602</b>	<b>612</b>	<b>614</b>	<b>616</b>	<b>652</b>	<b>36</b>

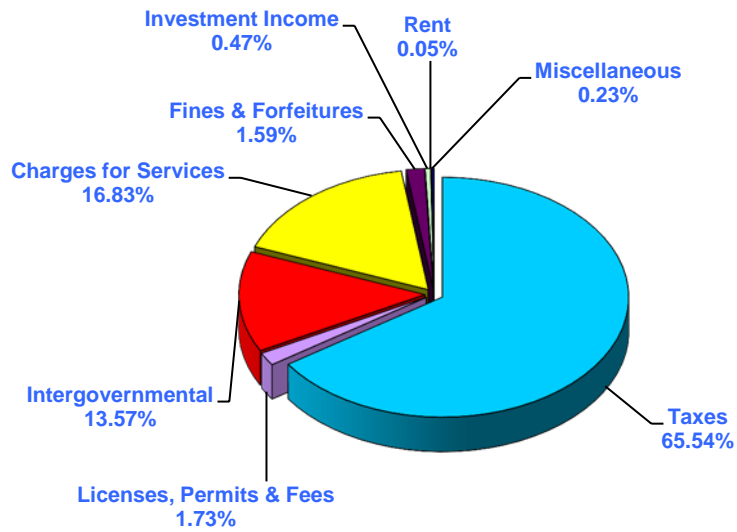
**PICKENS COUNTY**

<b>GENERAL FUND</b>	<b>FY 2012 ACTUAL</b>	<b>FY 2013 ACTUAL</b>	<b>FY 2014 BUDGET</b>	<b>FY 2014 ESTIMATED</b>	<b>FY 2015 BUDGET</b>
<b>REVENUES</b>					
Taxes	\$ 23,830,066	\$ 24,141,400	\$ 24,087,242	\$ 24,268,052	\$ 24,252,940
Licenses, Permits & Fees	581,764	661,267	595,900	655,200	640,000
Intergovernmental	4,292,421	5,004,078	5,093,423	5,105,403	5,022,164
Charges for Services	6,293,194	6,103,474	6,081,536	6,122,320	6,227,107
Fines & Forfeitures	666,474	565,302	585,000	597,000	587,000
Investment Income	167,364	169,842	177,565	177,565	173,588
Rent	19,500	18,900	19,200	19,200	19,200
Contributions	4,280	6,765	-	(400)	-
Miscellaneous	214,907	79,560	75,000	98,243	84,500
	<u>36,069,970</u>	<u>36,750,588</u>	<u>36,714,866</u>	<u>37,042,583</u>	<u>37,006,499</u>
<b>EXPENDITURES</b>					
General Government	9,411,128	9,676,564	10,145,892	10,693,852	10,195,665
Public Safety	15,162,758	16,166,215	16,086,061	16,537,617	16,538,138
Public Works	5,505,743	5,441,622	5,660,162	5,618,679	5,606,298
Health & Welfare	811,119	824,989	827,995	862,860	847,777
Culture & Recreation	466,524	421,379	431,231	424,281	435,582
Economic Development	365,817	141,683	-	-	-
Intergovernmental	397,229	394,415	397,459	392,379	399,117
Other	137,621	145,868	887,914	212,497	927,317
Capital Outlay	1,267,727	1,284,392	1,564,213	1,703,295	1,579,855
	<u>33,525,666</u>	<u>34,497,127</u>	<u>36,000,927</u>	<u>36,445,460</u>	<u>36,529,749</u>
<b>REVENUES OVER (UNDER) EXPENDITURES</b>	<b><u>2,544,304</u></b>	<b><u>2,253,461</u></b>	<b><u>713,939</u></b>	<b><u>597,123</u></b>	<b><u>476,750</u></b>
<b>OTHER FINANCING SOURCES (USES)</b>					
Transfer In (Out)	(798,861)	(2,910,691)	(1,937,859)	(1,937,859)	(841,875)
Sale of Fixed Assets	212,323	349,464	25,000	25,000	25,000
Budgeted Fund Balance	-	-	1,198,920	-	340,125
	<u>(586,538)</u>	<u>(2,561,227)</u>	<u>(713,939)</u>	<u>(1,912,859)</u>	<u>(476,750)</u>
<b>REVENUES &amp; OTHER FINANCING OVER (UNDER) EXPENDITURES</b>	<b><u>\$ 1,957,766</u></b>	<b><u>\$ (307,766)</u></b>	<b><u>\$ -</u></b>	<b><u>\$ (1,315,736)</u></b>	<b><u>\$ -</u></b>
Beginning Fund Balance:	<u>\$ 26,887,215</u>	<u>\$ 28,844,981</u>	<u>\$ 28,537,215</u>	<u>\$ 28,537,215</u>	<u>\$ 27,221,479</u>
Fund Balance, June 30	<u>\$ 28,844,981</u>	<u>\$ 28,537,215</u>	<u>\$ 27,338,295</u>	<u>\$ 27,221,479</u>	<u>\$ 26,881,354</u>

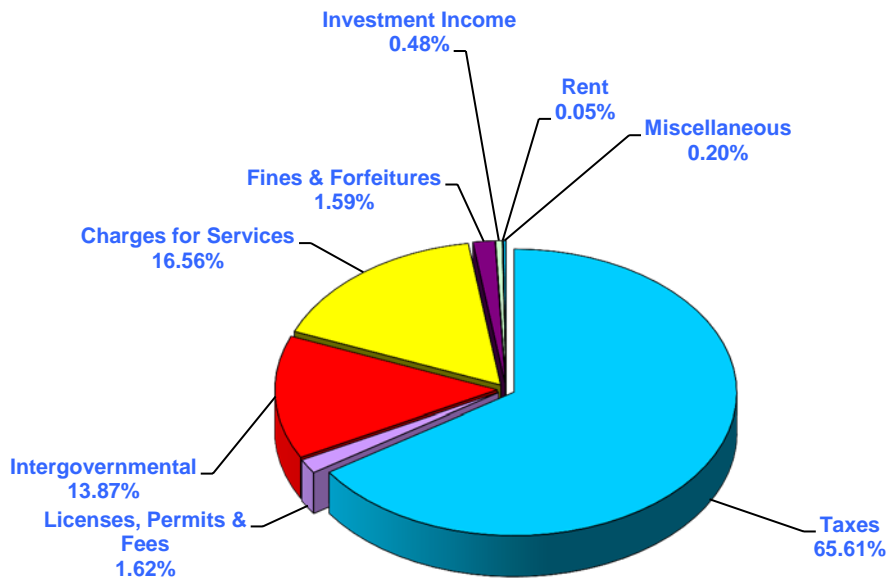


# "WHERE THE MONEY COMES FROM"

## REVENUES BY CATEGORY



F  
Y  
  
2  
0  
1  
5



F  
Y  
  
2  
0  
1  
4

**PICKENS COUNTY**

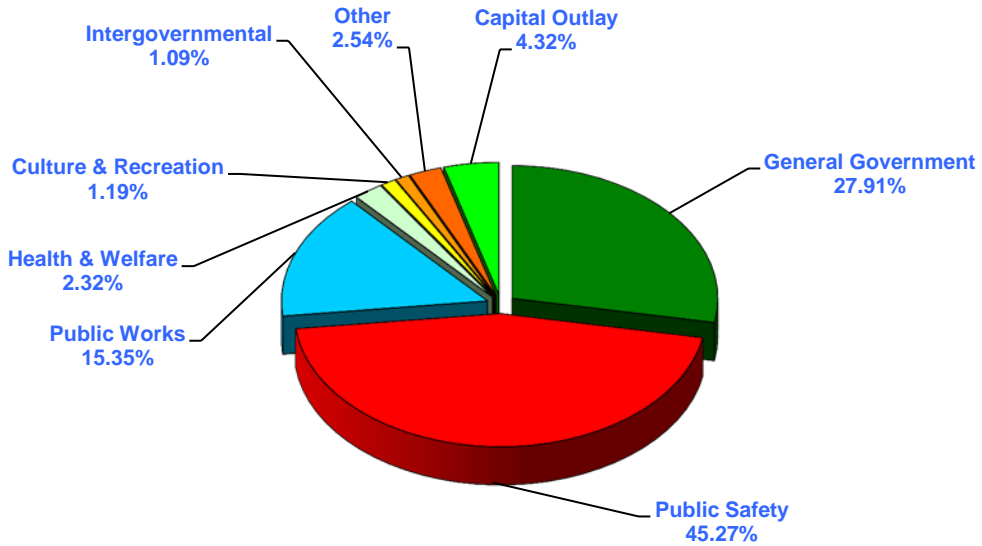
SOURCE OF REVENUE	FY 2012 ACTUAL	FY 2013 ACTUAL	FY 2014 BUDGET	FY 2014 ESTIMATED	FY 2015 BUDGET	% CHANGE 14-15
<b>TAXES</b>						
Taxes	\$ 23,592,302	\$ 23,894,639	\$ 23,833,302	\$ 24,014,112	\$ 23,999,000	0.7%
Merchant Inventory	123,940	123,940	123,940	123,940	123,940	0.0%
F.I.L.O.T./ Motor Carrier	113,824	122,821	130,000	130,000	130,000	0.0%
	<b>23,830,066</b>	<b>24,141,400</b>	<b>24,087,242</b>	<b>24,268,052</b>	<b>24,252,940</b>	<b>0.7%</b>
<b>LICENSES, PERMITS &amp; FEES</b>						
Septic Tank Fees	2,497	1,833	1,000	2,200	2,000	100.0%
Building Permits	212,130	266,324	225,000	265,000	250,000	11.1%
Mobile Home Licenses	23,949	24,525	23,000	23,000	23,000	0.0%
Cable TV Franchise	343,188	368,585	346,900	365,000	365,000	5.2%
	<b>581,764</b>	<b>661,267</b>	<b>595,900</b>	<b>655,200</b>	<b>640,000</b>	<b>7.4%</b>
<b>INTERGOVERNMENTAL</b>						
State Aid to Subdivision	3,669,798	4,385,730	4,393,418	4,393,418	4,393,418	0.0%
School Resource Officers	96,000	96,000	96,000	144,000	144,000	50.0%
Tax Discount	656	625	600	700	600	0.0%
State Comptroller General	7,875	7,875	7,875	7,875	7,875	0.0%
State Election Commission	7,875	13,485	10,500	10,500	10,500	0.0%
Election Reimbursement	60,042	116,652	175,000	175,000	85,000	-51.4%
Pollution Control Rebate	4,408	300	12,000	8,000	8,000	-33.3%
Litter Control Agreement	39,551	38,861	40,000	27,000	27,000	-32.5%
Veterans Affairs	4,951	5,100	4,948	5,099	4,948	0.0%
Federal Financial Assistance	120,771	52,697	75,000	60,000	60,000	-20.0%
Sheriff Reimbursement	-	-	-	14,000	23,823	
Grants - Other	44,565	40,744	38,082	37,000	37,000	-2.8%
Solicitors Reimbursement	218,674	219,819	220,000	220,000	220,000	0.0%
Health Department	17,255	26,190	20,000	2,811	-	-100.0%
	<b>4,292,421</b>	<b>5,004,078</b>	<b>5,093,423</b>	<b>5,105,403</b>	<b>5,022,164</b>	<b>-1.4%</b>
<b>CHARGES FOR SERVICES</b>						
Delinquent Collection Cost	311,996	265,048	260,000	225,000	260,000	0.0%
Planning Sales	30,143	6,643	6,400	6,975	6,400	0.0%
Youth Court	8,875	1,075	1,000	1,200	1,000	0.0%
Register of Deeds Fees	501,133	593,439	525,000	650,000	575,000	9.5%
Judge of Probate Fees	172,400	218,670	200,000	220,000	220,000	10.0%
Marriage Ceremony Fees	5,275	5,275	4,000	5,000	4,500	12.5%
Special Assessments	2,285	2,287	3,000	2,200	2,200	-26.7%
Family Court Fees	247,823	234,359	230,000	230,000	230,000	0.0%
Worthless Check	8,979	8,154	8,000	8,000	8,000	-
Sheriff Fees	17,553	18,622	21,000	19,000	19,000	-9.5%
Extra Duty Reimbursement	-	-	-	-	161,840	
Recycling Drivers	76,564	2,520	-	-	-	0.0%
Lake Patrol	21,449	13,280	20,000	-	-	-100.0%

**PICKENS COUNTY**

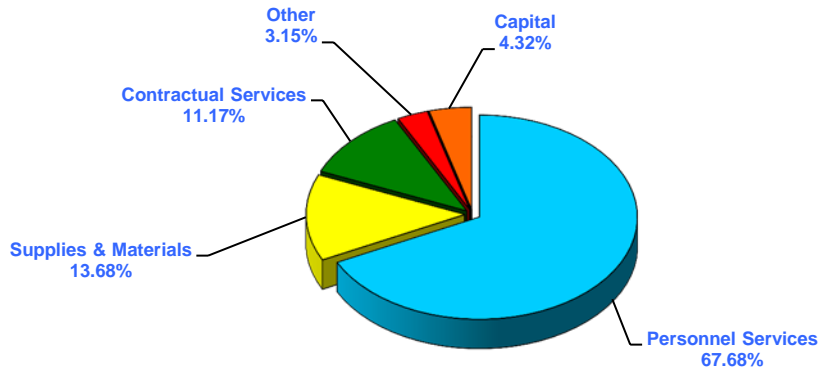
SOURCE OF REVENUE	FY 2012 ACTUAL	FY 2013 ACTUAL	FY 2014 BUDGET	FY 2014 ESTIMATED	FY 2015 BUDGET	% CHANGE 14-15
<b>CHARGES FOR SERVICES, continued</b>						
E.M.S. Fees	\$ 3,287,408	\$ 3,311,757	\$ 3,317,630	\$ 3,350,000	\$ 3,317,630	0.0%
Landfill User Fees	583,071	546,001	529,000	545,408	537,000	1.5%
Sale of Recyclables	574,464	448,691	500,000	475,000	500,000	0.0%
Vehicle Maintenance Service	6,512	12,585	6,650	8,000	8,000	20.3%
Stormwater Management	11,419	4,316	12,500	12,500	12,500	0.0%
Commerce Park	33,525	33,525	33,525	33,525	33,525	0.0%
Mile Creek Park	198,868	180,332	200,000	200,000	200,000	0.0%
Animal Control	153	110	200	200	200	0.0%
Data Processing Fees	173,432	168,232	175,331	106,312	106,312	-39.4%
Sale of Materials & Supplies	4,737	3,428	4,000	4,000	4,000	0.0%
Housing of Prisoners	15,130	25,125	24,300	20,000	20,000	-17.7%
	<b>6,293,194</b>	<b>6,103,474</b>	<b>6,081,536</b>	<b>6,122,320</b>	<b>6,227,107</b>	<b>2.4%</b>
<b>FINES &amp; FORFEITURES</b>						
Magistrate Fines	483,510	433,825	435,000	435,000	435,000	0.0%
Clerk of Court Fines	182,964	131,049	150,000	160,000	150,000	0.0%
Restitution	-	428	-	2,000	2,000	0.0%
	<b>666,474</b>	<b>565,302</b>	<b>585,000</b>	<b>597,000</b>	<b>587,000</b>	<b>0.3%</b>
<b>INVESTMENT INCOME</b>						
Interest on Investments	120,662	108,448	120,000	120,000	120,000	0.0%
Interest on Fire Loans	46,702	61,394	57,565	57,565	53,588	-6.9%
	<b>167,364</b>	<b>169,842</b>	<b>177,565</b>	<b>177,565</b>	<b>173,588</b>	<b>-2.2%</b>
<b>RENT</b>						
Rent from Property	19,500	18,900	19,200	19,200	19,200	0.0%
	<b>19,500</b>	<b>18,900</b>	<b>19,200</b>	<b>19,200</b>	<b>19,200</b>	<b>0.0%</b>
<b>CONTRIBUTIONS</b>						
E.M.S. Donations	311	100	-	100	-	-
Donations	3,969	6,265	-	(500)	-	-
Animal Donations	-	400	-	-	-	-
	<b>4,280</b>	<b>6,765</b>	<b>-</b>	<b>(400)</b>	<b>-</b>	<b>-</b>
<b>MISCELLANEOUS</b>						
Returned Check Fee	1,530	1,556	2,000	2,000	2,000	0.0%
Other Revenue	181,090	23,111	40,000	40,000	40,000	0.0%
Pay Phone Commission	22,342	26,657	22,800	26,000	26,000	14.0%
Vending Machine Commission	9,945	11,311	10,200	17,000	11,000	7.8%
Insurance Reimbursement	-	16,925	-	13,243	5,000	-
F.O.I.A. Request	-	-	-	600	500	-
	<b>214,907</b>	<b>79,560</b>	<b>75,000</b>	<b>98,243</b>	<b>84,500</b>	<b>12.7%</b>
<b>TOTAL GENERAL FUND</b>	<b>\$ 36,069,970</b>	<b>\$ 36,750,588</b>	<b>\$ 36,714,866</b>	<b>\$ 37,042,583</b>	<b>\$ 37,006,499</b>	<b>0.8%</b>

# "WHERE THE MONEY GOES"

## EXPENDITURES BY FUNCTION



## EXPENDITURES BY CATEGORY



**PICKENS COUNTY**

DEPARTMENT	FY 2012 ACTUAL	FY 2013 ACTUAL	FY 2014 BUDGET	FY 2014 ESTIMATED	FY 2015 BUDGET	% CHANGE 14-15
<b>GENERAL GOVERNMENT</b>						
Council	\$ 205,172	\$ 198,625	\$ 205,234	\$ 204,800	\$ 207,056	0.9%
Attorney	241,286	284,229	110,964	295,000	111,696	0.7%
State Solicitor	753,245	776,523	780,281	793,450	782,261	0.3%
Public Defender	97,207	93,733	98,003	95,725	96,847	-1.2%
Probate Court	303,390	285,214	282,679	294,875	297,907	5.4%
Register of Deeds	246,615	251,258	255,899	372,184	287,946	12.5%
Clerk of Court	601,936	622,550	631,671	640,762	627,600	-0.6%
Administrator	284,624	274,913	358,907	292,075	315,306	-12.1%
Purchasing	78,548	61,397	55,945	58,935	59,770	6.8%
Finance	451,756	468,961	480,131	500,272	476,565	-0.7%
Building Maintenance	1,337,671	1,406,608	1,788,797	1,911,900	1,692,557	-5.4%
Human Resources	197,243	141,804	157,189	161,191	171,848	9.3%
Delinquent Tax	261,563	226,610	250,424	263,701	271,109	8.3%
Risk Manager	-	-	42,407	49,107	45,666	7.7%
Circuit Judge *	6,174	6,103	6,825	6,825	6,825	0.0%
Treasurer	429,549	444,260	446,416	457,894	461,766	3.4%
Auditor	316,867	335,474	333,429	330,979	327,887	-1.7%
Tax Assessor	741,943	731,622	771,850	809,011	773,228	0.2%
Board of Appeals *	6,420	2,170	4,000	3,000	4,000	0.0%
GIS Mapping	308,808	304,606	306,327	322,801	313,082	2.2%
Registration & Elections	283,966	336,255	409,747	417,042	343,586	-16.1%
Planning Commission	125,963	264,715	188,516	192,430	189,773	0.7%
Information Systems	987,260	999,936	998,927	1,044,415	1,141,183	14.2%
Magistrate Court	585,700	594,220	598,131	610,863	611,584	2.2%
Vehicle Maintenance	531,114	534,577	554,818	536,240	550,417	-0.8%
Public Relations	27,108	30,201	28,375	28,375	28,200	-0.6%
	<b>9,411,128</b>	<b>9,676,564</b>	<b>10,145,892</b>	<b>10,693,852</b>	<b>10,195,665</b>	<b>0.5%</b>
<b>PUBLIC SAFETY</b>						
Building Codes	1,158,671	315,441	320,048	326,622	322,327	0.7%
Sheriff	303,929	9,179,288	9,172,061	9,600,069	9,640,576	5.1%
Emergency Management	104,626	398,603	351,072	359,826	368,045	4.8%
Coroner	8,775,316	224,215	206,757	219,514	236,650	14.5%
Prison Camp	348,703	1,114,311	1,222,572	1,170,178	1,167,888	-4.5%
Emergency Medical Services	186,621	4,795,113	4,785,951	4,832,588	4,773,852	-0.3%
Fire Department	-	1,671	840	2,060	2,040	142.9%
County Radio System *	4,258,434	26,458	26,760	26,760	26,760	0.0%
E-911	26,458	111,115	-	-	-	
	<b>15,162,758</b>	<b>16,166,215</b>	<b>16,086,061</b>	<b>16,537,617</b>	<b>16,538,138</b>	<b>2.8%</b>
<b>PUBLIC WORKS</b>						
Roads & Bridges	2,237,493	2,246,124	2,363,678	2,323,360	2,287,629	-3.2%
Engineering	102,303	101,478	105,110	107,974	106,627	1.4%
Solid Waste	3,165,947	3,094,020	3,191,374	3,187,345	3,212,042	0.6%
	<b>5,505,743</b>	<b>5,441,622</b>	<b>5,660,162</b>	<b>5,618,679</b>	<b>5,606,298</b>	<b>-1.0%</b>

**PICKENS COUNTY**

DEPARTMENT	FY 2012 ACTUAL	FY 2013 ACTUAL	FY 2014 BUDGET	FY 2014 ESTIMATED	FY 2015 BUDGET	% CHANGE 14-15
<b>HEALTH &amp; WELFARE</b>						
Storm Water Management	\$ 167,656	\$ 171,535	\$ 164,319	\$ 168,223	\$ 172,786	5.2%
Health Department *	47,677	42,922	27,956	27,956	28,178	0.8%
Animal Control	394,995	408,246	431,642	456,586	443,754	2.8%
Humane Society *	70,000	70,000	70,000	70,000	70,320	0.5%
Veterans Affairs	103,791	105,286	102,078	108,095	100,739	-1.3%
Pickens Meals on Wheels	5,000	5,000	12,000	12,000	12,000	0.0%
Samaritan Health Clinic	20,000	20,000	20,000	20,000	20,000	0.0%
Golden Harvest Food Bank	2,000	2,000	-	-	-	0.0%
	<b>811,119</b>	<b>824,989</b>	<b>827,995</b>	<b>862,860</b>	<b>847,777</b>	<b>2.4%</b>
<b>CULTURE &amp; RECREATION</b>						
Cultural Commission	281,703	230,192	236,857	229,109	211,197	-10.8%
Hagood Mill	-	-	-	-	20,968	
Mile Creek Park	184,821	191,187	194,374	195,172	203,417	4.7%
	<b>466,524</b>	<b>421,379</b>	<b>431,231</b>	<b>424,281</b>	<b>435,582</b>	<b>1.0%</b>
<b>ECONOMIC DEVELOPMENT</b>						
Economic Development	365,817	141,683	-	-	-	-
	<b>365,817</b>	<b>141,683</b>	<b>-</b>	<b>-</b>	<b>-</b>	<b>-</b>
<b>INTERGOVERNMENTAL</b>						
Legislative Delegation	16,649	19,192	20,424	20,424	20,177	-1.2%
Seniors Unlimited *	5,000	5,000	-	-	-	
Social Services *	75,987	65,063	49,362	49,362	51,417	4.2%
Medical Indigent *	196,770	202,203	205,000	200,000	205,000	0.0%
Appalachian COG *	45,593	45,593	45,593	45,593	45,593	0.0%
Clemson Extension *	56,930	57,064	74,080	74,000	73,930	-0.2%
Soil & Water Conservation *	300	300	3,000	3,000	3,000	0.0%
	<b>397,229</b>	<b>394,415</b>	<b>397,459</b>	<b>392,379</b>	<b>399,117</b>	<b>0.4%</b>
<b>OTHER</b>						
Contingency *	99,037	49,660	703,089	40,000	734,292	4.4%
South Carolina Association Dues *	19,025	19,025	19,025	19,025	19,025	0.0%
Bank Charges	18,900	34,827	40,000	36,000	38,000	-5.0%
Fringe Benefits *	(137,368)	(73,777)	10,000	5,000	10,000	0.0%
Retiree Health Insurance	138,027	116,133	115,800	112,472	126,000	8.8%
	<b>137,621</b>	<b>145,868</b>	<b>887,914</b>	<b>212,497</b>	<b>927,317</b>	<b>4.4%</b>
<b>CAPITAL</b>						
Departmental Capital	1,267,727	1,284,392	1,564,213	1,703,295	1,579,855	1.0%
	<b>1,267,727</b>	<b>1,284,392</b>	<b>1,564,213</b>	<b>1,703,295</b>	<b>1,579,855</b>	<b>1.0%</b>
<b>TOTAL GENERAL FUND</b>	<b>\$ 33,525,666</b>	<b>\$ 34,497,127</b>	<b>\$ 36,000,927</b>	<b>\$ 36,445,460</b>	<b>\$ 36,529,749</b>	<b>1.5%</b>

\* Non-Departmental

**PICKENS COUNTY**

<b>DEBT SERVICE FUND</b>	<b>FY 2012 ACTUAL</b>	<b>FY 2013 ACTUAL</b>	<b>FY 2014 BUDGET</b>	<b>FY 2014 ESTIMATED</b>	<b>FY 2015 BUDGET</b>
<b>REVENUES</b>					
Taxes	\$ 2,844,384	\$ 2,816,244	\$ 2,700,067	\$ 2,700,067	\$ 3,074,170
	<u>2,844,384</u>	<u>2,816,244</u>	<u>2,700,067</u>	<u>2,700,067</u>	<u>3,074,170</u>
<b>EXPENDITURES</b>					
Debt Service					
Principal	2,030,992	2,117,609	2,205,240	2,205,240	2,511,732
Interest & Fiscal Charges	625,254	523,755	448,994	448,994	434,746
	<u>2,656,246</u>	<u>2,641,364</u>	<u>2,654,234</u>	<u>2,654,234</u>	<u>2,946,478</u>
<b>REVENUES OVER (UNDER) EXPENDITURES</b>	<b><u>188,138</u></b>	<b><u>174,880</u></b>	<b><u>45,833</u></b>	<b><u>45,833</u></b>	<b><u>127,692</u></b>
<b>OTHER FINANCING SOURCES (USES)</b>					
Transfer to Other Funds	-	-	(45,833)	(45,833)	(127,692)
	<u>-</u>	<u>-</u>	<u>(45,833)</u>	<u>(45,833)</u>	<u>(127,692)</u>
<b>REVENUES &amp; OTHER FINANCING OVER (UNDER) EXPENDITURES</b>	<b><u>\$ 188,138</u></b>	<b><u>\$ 174,880</u></b>	<b><u>\$ -</u></b>	<b><u>\$ -</u></b>	<b><u>\$ -</u></b>
Beginning Fund Balance:	\$ 320,569	\$ 508,707	\$ 683,587	\$ 683,587	\$ 683,587
Fund Balance, June 30	<u>\$ 508,707</u>	<u>\$ 683,587</u>	<u>\$ 683,587</u>	<u>\$ 683,587</u>	<u>\$ 683,587</u>

**PICKENS COUNTY**

<b>SPECIAL REVENUE FUNDS</b>	<b>FY 2012 ACTUAL</b>	<b>FY 2013 ACTUAL</b>	<b>FY 2014 BUDGET</b>	<b>FY 2014 ESTIMATED</b>	<b>FY 2015 BUDGET</b>
<b>REVENUES</b>					
Taxes	\$ 5,311,519	\$ 5,423,483	\$ 5,466,257	\$ 5,493,924	\$ 5,578,645
Licenses, Permits & Fees	5,147,407	5,165,926	5,384,256	5,447,636	5,341,855
Intergovernmental	329,415	429,373	442,300	581,440	436,179
Charges for Services	169,440	167,520	166,060	178,060	167,060
Fines & Forfeitures	131,269	98,539	90,200	92,000	93,800
Investment Income	4,445	2,323	5,000	5,000	5,000
Contributions	450,480	271,747	157,000	157,000	161,000
Miscellaneous	18,475	52,303	2,300	2,300	2,300
	<u>11,562,450</u>	<u>11,611,214</u>	<u>11,713,373</u>	<u>11,957,360</u>	<u>11,785,839</u>
<b>EXPENDITURES</b>					
Public Safety	3,888,754	3,807,917	4,377,687	4,352,771	4,576,942
Public Works	1,835,295	1,845,938	2,844,155	2,844,155	1,668,033
Culture & Recreation	3,615,870	3,499,209	3,717,449	3,673,300	3,880,656
Economic Development	556,630	794,974	392,025	375,068	367,074
Intergovernmental	1,013,375	1,036,754	1,165,000	1,041,785	1,165,000
Capital Outlay	1,994,730	587,922	507,521	740,528	961,167
Debt Service					
Principal	217,149	297,070	342,635	342,635	347,983
Interest & Fiscal Charges	91,727	95,559	107,299	107,299	88,602
	<u>13,213,530</u>	<u>11,965,343</u>	<u>13,453,771</u>	<u>13,477,541</u>	<u>13,055,457</u>
<b>REVENUES OVER (UNDER) EXPENDITURES</b>	<b><u>(1,651,080)</u></b>	<b><u>(354,129)</u></b>	<b><u>(1,740,398)</u></b>	<b><u>(1,520,181)</u></b>	<b><u>(1,269,618)</u></b>
<b>OTHER FINANCING SOURCES (USES)</b>					
Proceeds from Capital Lease	950,000	-	-	-	43,500
Transfer In (Out)	631,814	801,825	1,691,800	1,669,572	651,741
Budgeted Fund Balance	-	-	48,598	275,069	574,377
	<u>1,581,814</u>	<u>801,825</u>	<u>1,740,398</u>	<u>1,944,641</u>	<u>1,269,618</u>
<b>REVENUES &amp; OTHER FINANCING OVER (UNDER) EXPENDITURES</b>	<b><u>\$ (69,266)</u></b>	<b><u>\$ 447,696</u></b>	<b><u>\$ -</u></b>	<b><u>\$ 424,460</u></b>	<b><u>\$ -</u></b>
Beginning Fund Balance:	<u>\$ 5,375,994</u>	<u>\$ 5,375,994</u>	<u>\$ 5,306,728</u>	<u>\$ 5,306,728</u>	<u>\$ 5,456,119</u>
Fund Balance, June 30	<u>\$ 5,306,728</u>	<u>\$ 4,928,298</u>	<u>\$ 5,258,130</u>	<u>\$ 5,456,119</u>	<u>\$ 4,881,742</u>



**PICKENS COUNTY**

<b>TRI-COUNTY TECHNICAL COLLEGE</b>	<b>FY 2012 ACTUAL</b>	<b>FY 2013 ACTUAL</b>	<b>FY 2014 BUDGET</b>	<b>FY 2014 ESTIMATED</b>	<b>FY 2015 BUDGET</b>
<b>REVENUES</b>					
Taxes	\$ 1,145,739	\$ 1,155,270	\$ 1,165,000	\$ 1,155,000	\$ 1,165,000
	<u>1,145,739</u>	<u>1,155,270</u>	<u>1,165,000</u>	<u>1,155,000</u>	<u>1,165,000</u>
<b>EXPENDITURES</b>					
Intergovernmental	1,013,375	1,036,754	1,165,000	1,041,785	1,165,000
	<u>1,013,375</u>	<u>1,036,754</u>	<u>1,165,000</u>	<u>1,041,785</u>	<u>1,165,000</u>
<b>REVENUES OVER (UNDER) EXPENDITURES</b>	<b><u>132,364</u></b>	<b><u>118,516</u></b>	<b><u>-</u></b>	<b><u>113,215</u></b>	<b><u>-</u></b>
<b>REVENUES &amp; OTHER FINANCING OVER (UNDER) EXPENDITURES</b>	<b><u>\$ 132,364</u></b>	<b><u>\$ 118,516</u></b>	<b><u>\$ -</u></b>	<b><u>\$ 113,215</u></b>	<b><u>\$ -</u></b>
Beginning Fund Balance:	\$ 23,989	\$ 156,353	\$ 274,869	\$ 274,869	\$ 388,084
Fund Balance, June 30	<u>\$ 156,353</u>	<u>\$ 274,869</u>	<u>\$ 274,869</u>	<u>\$ 388,084</u>	<u>\$ 388,084</u>

**PICKENS COUNTY**

<b>FIXED NUCLEAR FUND</b>	<b>FY 2012 ACTUAL</b>	<b>FY 2013 ACTUAL</b>	<b>FY 2014 BUDGET</b>	<b>FY 2014 ESTIMATED</b>	<b>FY 2015 BUDGET</b>
<b>REVENUES</b>					
Intergovernmental	\$ 65,790	\$ 86,440	\$ 86,440	\$ 86,440	\$ 89,579
	<u>65,790</u>	<u>86,440</u>	<u>86,440</u>	<u>86,440</u>	<u>89,579</u>
<b>EXPENDITURES</b>					
Public Safety	80,073	90,446	99,359	99,359	103,246
	<u>80,073</u>	<u>90,446</u>	<u>99,359</u>	<u>99,359</u>	<u>103,246</u>
<b>REVENUES OVER (UNDER) EXPENDITURES</b>	<b><u>(14,283)</u></b>	<b><u>(4,006)</u></b>	<b><u>(12,919)</u></b>	<b><u>(12,919)</u></b>	<b><u>(13,667)</u></b>
<b>OTHER FINANCING SOURCES (USES)</b>					
Transfer In (Out)	11,134	12,021	12,919	12,919	13,667
	<u>11,134</u>	<u>12,021</u>	<u>12,919</u>	<u>12,919</u>	<u>13,667</u>
<b>REVENUES &amp; OTHER FINANCING OVER (UNDER) EXPENDITURES</b>	<b><u>\$ (3,149)</u></b>	<b><u>\$ 8,015</u></b>	<b><u>\$ -</u></b>	<b><u>\$ -</u></b>	<b><u>\$ -</u></b>
Beginning Fund Balance:	\$ 43,720	\$ 40,571	\$ 48,586	\$ 48,586	\$ 48,586
Fund Balance, June 30	<u>\$ 40,571</u>	<u>\$ 48,586</u>	<u>\$ 48,586</u>	<u>\$ 48,586</u>	<u>\$ 48,586</u>

**PICKENS COUNTY**

<b>LIBRARY</b>	<b>FY 2012 ACTUAL</b>	<b>FY 2013 ACTUAL</b>	<b>FY 2014 BUDGET</b>	<b>FY 2014 ESTIMATED</b>	<b>FY 2015 BUDGET</b>
<b>REVENUES</b>					
Taxes	\$ 2,738,954	\$ 2,758,577	\$ 2,738,495	\$ 2,786,162	\$ 2,830,883
Intergovernmental	102,041	136,961	120,000	120,000	120,000
Charges for Services	115,826	113,296	113,000	125,000	114,000
Investment Income	458	-	3,000	3,000	3,000
Contributions	11,384	12,143	8,000	8,000	12,000
Miscellaneous	117	65	-	-	-
	<u>2,968,780</u>	<u>3,021,042</u>	<u>2,982,495</u>	<u>3,042,162</u>	<u>3,079,883</u>
<b>EXPENDITURES</b>					
Culture & Recreation	3,085,405	2,895,966	2,965,240	2,965,240	3,079,683
Capital Outlay	34,415	36,559	17,255	17,255	10,700
	<u>3,119,820</u>	<u>2,932,525</u>	<u>2,982,495</u>	<u>2,982,495</u>	<u>3,090,383</u>
<b>REVENUES OVER (UNDER) EXPENDITURES</b>	<u><b>(151,040)</b></u>	<u><b>88,517</b></u>	<u><b>-</b></u>	<u><b>59,667</b></u>	<u><b>(10,500)</b></u>
<b>OTHER FINANCING SOURCES (USES)</b>					
Budgeted Fund Balance	-	-	-	-	10,500
	<u>-</u>	<u>-</u>	<u>-</u>	<u>-</u>	<u>10,500</u>
<b>REVENUES &amp; OTHER FINANCING OVER (UNDER) EXPENDITURES</b>	<u><b>\$ (151,040)</b></u>	<u><b>\$ 88,517</b></u>	<u><b>\$ -</b></u>	<u><b>\$ 59,667</b></u>	<u><b>\$ -</b></u>
Beginning Fund Balance:	<u>\$ 1,518,826</u>	<u>\$ 1,367,786</u>	<u>\$ 1,456,303</u>	<u>\$ 1,456,303</u>	<u>\$ 1,515,970</u>
Fund Balance, June 30	<u>\$ 1,367,786</u>	<u>\$ 1,456,303</u>	<u>\$ 1,456,303</u>	<u>\$ 1,515,970</u>	<u>\$ 1,505,470</u>

**PICKENS COUNTY**

<b>VICTIM ADVOCATE</b>	<b>FY 2012 ACTUAL</b>	<b>FY 2013 ACTUAL</b>	<b>FY 2014 BUDGET</b>	<b>FY 2014 ESTIMATED</b>	<b>FY 2015 BUDGET</b>
<b>REVENUES</b>					
Fines & Forfeitures	\$ 131,269	\$ 98,539	\$ 90,200	\$ 92,000	\$ 93,800
	<u>131,269</u>	<u>98,539</u>	<u>90,200</u>	<u>92,000</u>	<u>93,800</u>
<b>EXPENDITURES</b>					
Public Safety	98,308	109,773	106,556	96,000	88,936
	<u>98,308</u>	<u>109,773</u>	<u>106,556</u>	<u>96,000</u>	<u>88,936</u>
<b>REVENUES OVER (UNDER) EXPENDITURES</b>	<b><u>32,961</u></b>	<b><u>(11,234)</u></b>	<b><u>(16,356)</u></b>	<b><u>(4,000)</u></b>	<b><u>4,864</u></b>
<b>OTHER FINANCING SOURCES (USES)</b>					
Transfer In (Out)			16,356	10,585	-
Budgeted Fund Balance	-	-	-	-	(4,864)
	<u>-</u>	<u>-</u>	<u>16,356</u>	<u>10,585</u>	<u>(4,864)</u>
<b>REVENUES &amp; OTHER FINANCING OVER (UNDER) EXPENDITURES</b>	<b><u>\$ 32,961</u></b>	<b><u>\$ (11,234)</u></b>	<b><u>\$ -</u></b>	<b><u>\$ 6,585</u></b>	<b><u>\$ -</u></b>
Beginning Fund Balance:	\$ (28,312)	\$ 4,649	\$ (6,585)	\$ (6,585)	\$ -
Fund Balance, June 30	<u>\$ 4,649</u>	<u>\$ (6,585)</u>	<u>\$ (6,585)</u>	<u>\$ -</u>	<u>\$ 4,864</u>

**PICKENS COUNTY**

<b>EMERGENCY TELEPHONE SYSTEM</b>	<b>FY 2012 ACTUAL</b>	<b>FY 2013 ACTUAL</b>	<b>FY 2014 BUDGET</b>	<b>FY 2014 ESTIMATED</b>	<b>FY 2015 BUDGET</b>
<b>REVENUES</b>					
Licenses, Permits & Fees	\$ 509,487	\$ 455,731	\$ 400,000	\$ 450,000	\$ 452,000
Intergovernmental	160,384	203,722	235,860	375,000	226,600
Investment Income	486	-	-	-	-
	<u>670,357</u>	<u>659,453</u>	<u>635,860</u>	<u>825,000</u>	<u>678,600</u>
<b>EXPENDITURES</b>					
Public Safety	419,905	512,490	549,360	535,000	580,832
Capital Outlay	9,072	2,008	62,000	62,000	520,000
	<u>428,977</u>	<u>514,498</u>	<u>611,360</u>	<u>597,000</u>	<u>1,100,832</u>
<b>REVENUES OVER (UNDER) EXPENDITURES</b>	<b><u>241,380</u></b>	<b><u>144,955</u></b>	<b><u>24,500</u></b>	<b><u>228,000</u></b>	<b><u>(422,232)</u></b>
<b>OTHER FINANCING SOURCES (USES)</b>					
Budgeted Fund Balance	-	-	(24,500)	-	422,232
	<u>-</u>	<u>-</u>	<u>(24,500)</u>	<u>-</u>	<u>422,232</u>
<b>REVENUES &amp; OTHER FINANCING OVER (UNDER) EXPENDITURES</b>	<b><u>\$ 241,380</u></b>	<b><u>\$ 144,955</u></b>	<b><u>\$ -</u></b>	<b><u>\$ 228,000</u></b>	<b><u>\$ -</u></b>
Beginning Fund Balance:	<u>\$ 890,038</u>	<u>\$ 1,131,418</u>	<u>\$ 1,276,373</u>	<u>\$ 1,276,373</u>	<u>\$ 1,504,373</u>
Fund Balance, June 30	<u>\$ 1,131,418</u>	<u>\$ 1,276,373</u>	<u>\$ 1,300,873</u>	<u>\$ 1,504,373</u>	<u>\$ 1,082,141</u>

**PICKENS COUNTY**

<b>RURAL FIRE DISTRICTS</b>	<b>FY 2012 ACTUAL</b>	<b>FY 2013 ACTUAL</b>	<b>FY 2014 BUDGET</b>	<b>FY 2014 ESTIMATED</b>	<b>FY 2015 BUDGET</b>
<b>REVENUES</b>					
Taxes	\$ 1,308,685	\$ 1,405,747	\$ 1,447,762	\$ 1,447,762	\$ 1,477,762
Licenses, Permits & Fees	2,384,754	2,444,843	2,749,256	2,749,256	2,639,855
Intergovernmental	1,200	2,250	-	-	-
Investment Income	1,911	1,657	2,000	2,000	2,000
Contributions	227,150	1,250	-	-	-
Miscellaneous	18,358	6,215	2,300	2,300	2,300
	<u>3,942,058</u>	<u>3,861,962</u>	<u>4,201,318</u>	<u>4,201,318</u>	<u>4,121,917</u>
<b>EXPENDITURES</b>					
Public Safety	3,290,468	3,095,208	3,622,412	3,622,412	3,803,928
Capital Outlay	1,344,682	232,929	297,421	297,421	123,500
Debt Service					
Principal	124,319	200,722	342,635	342,635	347,983
Interest & Fiscal Charges	84,557	91,907	107,299	107,299	88,602
	<u>4,844,026</u>	<u>3,620,766</u>	<u>4,369,767</u>	<u>4,369,767</u>	<u>4,364,013</u>
<b>REVENUES OVER (UNDER) EXPENDITURES</b>	<u><b>(901,968)</b></u>	<u><b>241,196</b></u>	<u><b>(168,449)</b></u>	<u><b>(168,449)</b></u>	<u><b>(242,096)</b></u>
<b>OTHER FINANCING SOURCES (USES)</b>					
Proceeds from Capital Lease	950,000	-	-	-	43,500
Budgeted Fund Balance	-	-	168,449	168,449	198,596
	<u>950,000</u>	<u>-</u>	<u>168,449</u>	<u>168,449</u>	<u>242,096</u>
<b>REVENUES &amp; OTHER FINANCING OVER (UNDER) EXPENDITURES</b>	<u><b>\$ 48,032</b></u>	<u><b>\$ 241,196</b></u>	<u><b>\$ -</b></u>	<u><b>\$ -</b></u>	<u><b>\$ -</b></u>
Beginning Fund Balance:	<u>\$ 1,532,144</u>	<u>\$ 1,580,176</u>	<u>\$ 1,821,372</u>	<u>\$ 1,821,372</u>	<u>\$ 1,652,923</u>
Fund Balance, June 30	<u>\$ 1,580,176</u>	<u>\$ 1,821,372</u>	<u>\$ 1,652,923</u>	<u>\$ 1,652,923</u>	<u>\$ 1,454,327</u>

**PICKENS COUNTY**

<b>RURAL FIRE DISTRICTS</b>	<b>EASLEY</b>	<b>LIBERTY</b>	<b>PUMPKINTOWN</b>	<b>CROSSWELL</b>	<b>SIX MILE</b>
<b>REVENUES</b>					
Taxes	\$ -	\$ -	\$ -	\$ -	\$ -
Licenses, Permits & Fees	460,000	455,000	133,000	608,000	212,000
Investment Income	-	-	-	1,000	-
Miscellaneous	-	-	-	-	-
	<u>460,000</u>	<u>455,000</u>	<u>133,000</u>	<u>609,000</u>	<u>212,000</u>
<b>EXPENDITURES</b>					
Public Safety	460,000	352,922	85,673	487,113	168,586
Capital Outlay	-	-	-	80,000	43,500
Debt Service					
Principal	-	70,659	44,439	118,447	27,759
Interest & Fiscal Charges	-	31,419	2,888	27,940	15,655
	<u>460,000</u>	<u>455,000</u>	<u>133,000</u>	<u>713,500</u>	<u>255,500</u>
<b>REVENUES OVER (UNDER) EXPENDITURES</b>	<u>-</u>	<u>-</u>	<u>-</u>	<u>(104,500)</u>	<u>(43,500)</u>
<b>OTHER FINANCING SOURCES (USES)</b>					
Proceeds from Capital Lease	-	-	-	-	43,500
Transfer In (Out)	-	-	-	-	-
Budgeted Fund Balance	-	-	-	104,500	-
	<u>-</u>	<u>-</u>	<u>-</u>	<u>104,500</u>	<u>43,500</u>
<b>REVENUES &amp; OTHER FINANCING OVER (UNDER) EXPENDITURES</b>	<u>\$ -</u>	<u>\$ -</u>	<u>\$ -</u>	<u>\$ -</u>	<u>\$ -</u>
Beginning Fund Balance:	<u>\$ 107,429</u>	<u>\$ (218,430)</u>	<u>\$ 64,426</u>	<u>\$ 285,276</u>	<u>\$ (422,258)</u>
* Fund Balance, June 30	<u>\$ 107,429</u>	<u>\$ (218,430)</u>	<u>\$ 64,426</u>	<u>\$ 180,776</u>	<u>\$ (422,258)</u>

\* Does not include estimates for FY 2014

**PICKENS COUNTY**

<b>RURAL FIRE DISTRICTS</b>	<b>PICKENS</b>	<b>DACUSVILLE</b>	<b>HOLLY SPRINGS</b>	<b>CENTRAL</b>
<b>REVENUES</b>				
Taxes	\$ -	\$ -	\$ -	\$ -
Licenses, Permits & Fees	341,281	200,000	60,290	167,184
Investment Income	1,000	-	-	-
Miscellaneous	-	-	2,300	-
	<u>342,281</u>	<u>200,000</u>	<u>62,590</u>	<u>167,184</u>
<b>EXPENDITURES</b>				
Public Safety	377,281	165,625	35,181	131,589
Capital Outlay	-	-	-	-
Debt Service				
Principal	-	33,177	25,338	28,164
Interest & Fiscal Charges	-	1,198	2,071	7,431
	<u>377,281</u>	<u>200,000</u>	<u>62,590</u>	<u>167,184</u>
<b>REVENUES OVER (UNDER) EXPENDITURES</b>	<u><b>(35,000)</b></u>	<u>-</u>	<u>-</u>	<u>-</u>
<b>OTHER FINANCING SOURCES (USES)</b>				
Proceeds from Capital Lease	-	-	-	-
Transfer In (Out)	-	-	-	-
Budgeted Fund Balance	35,000	-	-	-
	<u>35,000</u>	<u>-</u>	<u>-</u>	<u>-</u>
<b>REVENUES &amp; OTHER FINANCING OVER (UNDER) EXPENDITURES</b>	<u><b>\$ -</b></u>	<u><b>\$ -</b></u>	<u><b>\$ -</b></u>	<u><b>\$ -</b></u>
Beginning Fund Balance:	<u>\$ 266,817</u>	<u>\$ 205,640</u>	<u>\$ 85,495</u>	<u>\$ 131,561</u>
* Fund Balance, June 30	<u>\$ 231,817</u>	<u>\$ 205,640</u>	<u>\$ 85,495</u>	<u>\$ 131,561</u>

\* Does not include estimates for FY 2014



**PICKENS COUNTY**

<b>RURAL FIRE DISTRICTS</b>	<b>SHADY GROVE</b>	<b>ROCKY BOTTOM</b>	<b>VINEYARDS</b>	<b>SPRINGS</b>	<b>TOTAL</b>
<b>REVENUES</b>					
Taxes	\$ 259,850	\$ -	\$ 657,912	\$ 560,000	\$ 1,477,762
Licenses, Permits & Fees	-	3,100	-	-	2,639,855
Investment Income	-	-	-	-	2,000
Miscellaneous	-	-	-	-	2,300
	<u>259,850</u>	<u>3,100</u>	<u>657,912</u>	<u>560,000</u>	<u>4,121,917</u>
<b>EXPENDITURES</b>					
Public Safety	318,946	3,100	1,086,856	131,056	3,803,928
Capital Outlay	-	-	-	-	123,500
Debt Service					
Principal	-	-	-	-	347,983
Interest & Fiscal Charges	-	-	-	-	88,602
	<u>318,946</u>	<u>3,100</u>	<u>1,086,856</u>	<u>131,056</u>	<u>4,364,013</u>
<b>REVENUES OVER (UNDER) EXPENDITURES</b>	<b><u>(59,096)</u></b>	<b><u>-</u></b>	<b><u>(428,944)</u></b>	<b><u>428,944</u></b>	<b><u>(242,096)</u></b>
<b>OTHER FINANCING SOURCES (USES)</b>					
Proceeds from Capital Lease	-	-	-	-	43,500
Transfer In (Out)	-	-	428,944	(428,944)	-
Budgeted Fund Balance	59,096	-	-	-	198,596
	<u>59,096</u>	<u>-</u>	<u>428,944</u>	<u>(428,944)</u>	<u>242,096</u>
<b>REVENUES &amp; OTHER FINANCING OVER (UNDER) EXPENDITURES</b>	<b><u>\$ -</u></b>	<b><u>\$ -</u></b>	<b><u>\$ -</u></b>	<b><u>\$ -</u></b>	<b><u>\$ -</u></b>
Beginning Fund Balance:	<u>\$ 293,970</u>	<u>\$ 14,316</u>	<u>\$ 225,843</u>	<u>\$ 428,972</u>	<u>\$ 1,469,057</u>
* Fund Balance, June 30	<u>\$ 234,874</u>	<u>\$ 14,316</u>	<u>\$ 225,843</u>	<u>\$ 428,972</u>	<u>\$ 1,270,461</u>

\* Does not include estimates for FY 2014

**PICKENS COUNTY**

<b>ACCOMMODATION TAX</b>	<b>FY 2012 ACTUAL</b>	<b>FY 2013 ACTUAL</b>	<b>FY 2014 BUDGET</b>	<b>FY 2014 ESTIMATED</b>	<b>FY 2015 BUDGET</b>
<b>REVENUES</b>					
Taxes	\$ 118,141	\$ 103,889	\$ 115,000	\$ 105,000	\$ 105,000
	<u>118,141</u>	<u>103,889</u>	<u>115,000</u>	<u>105,000</u>	<u>105,000</u>
<b>EXPENDITURES</b>					
Culture & Recreation	64,411	75,000	85,500	76,000	76,000
	<u>64,411</u>	<u>75,000</u>	<u>85,500</u>	<u>76,000</u>	<u>76,000</u>
<b>REVENUES OVER (UNDER) EXPENDITURES</b>	<b><u>53,730</u></b>	<b><u>28,889</u></b>	<b><u>29,500</u></b>	<b><u>29,000</u></b>	<b><u>29,000</u></b>
<b>OTHER FINANCING SOURCES (USES)</b>					
Transfer In (Out)	(29,957)	(28,944)	(29,500)	(29,000)	(29,000)
	<u>(29,957)</u>	<u>(28,944)</u>	<u>(29,500)</u>	<u>(29,000)</u>	<u>(29,000)</u>
<b>REVENUES &amp; OTHER FINANCING OVER (UNDER) EXPENDITURES</b>	<b><u>\$ 23,773</u></b>	<b><u>\$ (55)</u></b>	<b><u>\$ -</u></b>	<b><u>\$ -</u></b>	<b><u>\$ -</u></b>
Beginning Fund Balance:	\$ 14,023	\$ 37,796	\$ 37,741	\$ 37,741	\$ 37,741
Fund Balance, June 30	<u>\$ 37,796</u>	<u>\$ 37,741</u>	<u>\$ 37,741</u>	<u>\$ 37,741</u>	<u>\$ 37,741</u>

**PICKENS COUNTY**

<b>MUSEUM</b>	<b>FY 2012 ACTUAL</b>	<b>FY 2013 ACTUAL</b>	<b>FY 2014 BUDGET</b>	<b>FY 2014 ESTIMATED</b>	<b>FY 2015 BUDGET</b>
<b>REVENUES</b>					
Charges for Services	52,184	52,629	51,500	51,500	51,500
Contributions	39,059	25,467	149,000	149,000	149,000
	<u>91,243</u>	<u>78,096</u>	<u>200,500</u>	<u>200,500</u>	<u>200,500</u>
<b>EXPENDITURES</b>					
Culture & Recreation	74,941	88,637	200,500	200,500	222,997
Capital Outlay	129,763	26,809	-	-	-
	<u>204,704</u>	<u>115,446</u>	<u>200,500</u>	<u>200,500</u>	<u>222,997</u>
<b>REVENUES OVER (UNDER) EXPENDITURES</b>	<b><u>(113,461)</u></b>	<b><u>(37,350)</u></b>	<b><u>-</u></b>	<b><u>-</u></b>	<b><u>(22,497)</u></b>
<b>OTHER FINANCING SOURCES (USES)</b>					
Budgeted Fund Balance	-	-	-	-	22,497
	<u>-</u>	<u>-</u>	<u>-</u>	<u>-</u>	<u>22,497</u>
<b>REVENUES &amp; OTHER FINANCING OVER (UNDER) EXPENDITURES</b>	<b><u>\$ (113,461)</u></b>	<b><u>\$ (37,350)</u></b>	<b><u>\$ -</u></b>	<b><u>\$ -</u></b>	<b><u>\$ -</u></b>
Beginning Fund Balance:	<u>\$ 315,969</u>	<u>\$ 202,508</u>	<u>\$ 165,158</u>	<u>\$ 165,158</u>	<u>\$ 165,158</u>
Fund Balance, June 30	<u>\$ 202,508</u>	<u>\$ 165,158</u>	<u>\$ 165,158</u>	<u>\$ 165,158</u>	<u>\$ 142,661</u>

**PICKENS COUNTY**

<b>ACCOMMODATION FEE</b>	<b>FY 2012 ACTUAL</b>	<b>FY 2013 ACTUAL</b>	<b>FY 2014 BUDGET</b>	<b>FY 2014 ESTIMATED</b>	<b>FY 2015 BUDGET</b>
<b>REVENUES</b>					
Licenses, Permits & Fees	\$ 265,997	\$ 279,537	\$ 260,000	\$ 273,380	\$ 275,000
	<u>265,997</u>	<u>279,537</u>	<u>260,000</u>	<u>273,380</u>	<u>275,000</u>
<b>EXPENDITURES</b>					
Culture & Recreation	70,614	188,498	164,649	130,000	200,416
Capital Outlay	9,328	1,716	-	233,007	-
Debt Service					
Principal	92,830	96,348	-	-	-
Interest & Fiscal Charges	7,170	3,652	-	-	-
	<u>179,942</u>	<u>290,214</u>	<u>164,649</u>	<u>363,007</u>	<u>200,416</u>
<b>REVENUES OVER (UNDER) EXPENDITURES</b>	<b><u>86,055</u></b>	<b><u>(10,677)</u></b>	<b><u>95,351</u></b>	<b><u>(89,627)</u></b>	<b><u>74,584</u></b>
<b>OTHER FINANCING SOURCES (USES)</b>					
Budgeted Fund Balance	-	-	(95,351)	106,620	(74,584)
	<u>-</u>	<u>-</u>	<u>(95,351)</u>	<u>106,620</u>	<u>(74,584)</u>
<b>REVENUES &amp; OTHER FINANCING OVER (UNDER) EXPENDITURES</b>	<b><u>\$ 86,055</u></b>	<b><u>\$ (10,677)</u></b>	<b><u>\$ -</u></b>	<b><u>\$ 16,993</u></b>	<b><u>\$ -</u></b>
Beginning Fund Balance:	<u>\$ 375,095</u>	<u>\$ 461,150</u>	<u>\$ 450,473</u>	<u>\$ 450,473</u>	<u>\$ 360,846</u>
Fund Balance, June 30	<u>\$ 461,150</u>	<u>\$ 450,473</u>	<u>\$ 545,824</u>	<u>\$ 360,846</u>	<u>\$ 435,430</u>

**PICKENS COUNTY**

<b>ROAD MAINTENANCE FEE</b>	<b>FY 2012 ACTUAL</b>	<b>FY 2013 ACTUAL</b>	<b>FY 2014 BUDGET</b>	<b>FY 2014 ESTIMATED</b>	<b>FY 2015 BUDGET</b>
<b>REVENUES</b>					
Licenses, Permits & Fees	\$ 1,987,169	\$ 1,985,815	\$ 1,975,000	\$ 1,975,000	\$ 1,975,000
	<u>1,987,169</u>	<u>1,985,815</u>	<u>1,975,000</u>	<u>1,975,000</u>	<u>1,975,000</u>
<b>EXPENDITURES</b>					
Public Works	1,835,295	1,845,938	2,844,155	2,844,155	1,668,033
Capital Outlay	316,084	119,970	130,845	130,845	306,967
	<u>2,151,379</u>	<u>1,965,908</u>	<u>2,975,000</u>	<u>2,975,000</u>	<u>1,975,000</u>
<b>REVENUES OVER (UNDER) EXPENDITURES</b>	<b><u>(164,210)</u></b>	<b><u>19,907</u></b>	<b><u>(1,000,000)</u></b>	<b><u>(1,000,000)</u></b>	<b><u>-</u></b>
<b>OTHER FINANCING SOURCES (USES)</b>					
Transfer In (Out)	-	-	1,000,000	1,000,000	-
	<u>-</u>	<u>-</u>	<u>1,000,000</u>	<u>1,000,000</u>	<u>-</u>
<b>REVENUES &amp; OTHER FINANCING OVER (UNDER) EXPENDITURES</b>	<b><u>\$ (164,210)</u></b>	<b><u>\$ 19,907</u></b>	<b><u>\$ -</u></b>	<b><u>\$ -</u></b>	<b><u>\$ -</u></b>
Beginning Fund Balance:	\$ 466,978	\$ 302,768	\$ 322,675	\$ 322,675	\$ 322,675
Fund Balance, June 30	<u>\$ 302,768</u>	<u>\$ 322,675</u>	<u>\$ 322,675</u>	<u>\$ 322,675</u>	<u>\$ 322,675</u>

**PICKENS COUNTY**

<b>RECREATION FUND</b>	<b>FY 2012 ACTUAL</b>	<b>FY 2013 ACTUAL</b>	<b>FY 2014 BUDGET</b>	<b>FY 2014 ESTIMATED</b>	<b>FY 2015 BUDGET</b>
<b>REVENUES</b>					
Charges for Services	\$ 1,430	\$ 1,595	\$ 1,560	\$ 1,560	\$ 1,560
Miscellaneous	-	46,023	-	-	-
	<u>1,430</u>	<u>47,618</u>	<u>1,560</u>	<u>1,560</u>	<u>1,560</u>
<b>EXPENDITURES</b>					
Culture & Recreation	320,499	251,108	301,560	301,560	301,560
Capital Outlay	151,386	167,931	-	-	-
	<u>471,885</u>	<u>419,039</u>	<u>301,560</u>	<u>301,560</u>	<u>301,560</u>
<b>REVENUES OVER (UNDER) EXPENDITURES</b>	<b><u>(470,455)</u></b>	<b><u>(371,421)</u></b>	<b><u>(300,000)</u></b>	<b><u>(300,000)</u></b>	<b><u>(300,000)</u></b>
<b>OTHER FINANCING SOURCES (USES)</b>					
Transfer In (Out)	300,000	376,698	300,000	300,000	300,000
	<u>300,000</u>	<u>376,698</u>	<u>300,000</u>	<u>300,000</u>	<u>300,000</u>
<b>REVENUES &amp; OTHER FINANCING OVER (UNDER) EXPENDITURES</b>	<b><u>\$ (170,455)</u></b>	<b><u>\$ 5,277</u></b>	<b><u>\$ -</u></b>	<b><u>\$ -</u></b>	<b><u>\$ -</u></b>
Beginning Fund Balance:	\$ 267,244	\$ 96,789	\$ 102,066	\$ 102,066	\$ 102,066
Fund Balance, June 30	<u>\$ 96,789</u>	<u>\$ 102,066</u>	<u>\$ 102,066</u>	<u>\$ 102,066</u>	<u>\$ 102,066</u>

**PICKENS COUNTY**

<b>ECONOMIC DEVELOPMENT</b>	<b>FY 2012 ACTUAL</b>	<b>FY 2013 ACTUAL</b>	<b>FY 2014 BUDGET</b>	<b>FY 2014 ESTIMATED</b>	<b>FY 2015 BUDGET</b>
<b>REVENUES</b>					
Investment Income	\$ 1,590	\$ 666	\$ -	\$ -	\$ -
Contributions	172,887	232,887	-	-	-
	<u>174,477</u>	<u>233,553</u>	-	-	-
<b>EXPENDITURES</b>					
Economic Development	556,630	794,974	392,025	375,068	367,074
	<u>556,630</u>	<u>794,974</u>	<u>392,025</u>	<u>375,068</u>	<u>367,074</u>
<b>REVENUES OVER (UNDER) EXPENDITURES</b>					
	<u><b>(382,153)</b></u>	<u><b>(561,421)</b></u>	<u><b>(392,025)</b></u>	<u><b>(375,068)</b></u>	<u><b>(367,074)</b></u>
<b>OTHER FINANCING SOURCES (USES)</b>					
Transfer In (Out)	350,637	442,050	392,025	375,068	367,074
	<u>350,637</u>	<u>442,050</u>	<u>392,025</u>	<u>375,068</u>	<u>367,074</u>
<b>REVENUES &amp; OTHER FINANCING OVER (UNDER) EXPENDITURES</b>					
	<u><b>\$ (31,516)</b></u>	<u><b>\$ (119,371)</b></u>	<u><b>\$ -</b></u>	<u><b>\$ -</b></u>	<u><b>\$ -</b></u>
Beginning Fund Balance:	<u>\$ 320,221</u>	<u>\$ 288,705</u>	<u>\$ 169,334</u>	<u>\$ 169,334</u>	<u>\$ 169,334</u>
Fund Balance, June 30	<u>\$ 288,705</u>	<u>\$ 169,334</u>	<u>\$ 169,334</u>	<u>\$ 169,334</u>	<u>\$ 169,334</u>

**PICKENS COUNTY**

<b>PUBLIC SERVICE COMMISSION</b>	<b>FY 2012 ACTUAL</b>	<b>FY 2013 ACTUAL</b>	<b>FY 2014 BUDGET</b>	<b>FY 2014 ESTIMATED</b>	<b>FY 2015 BUDGET</b>
<b>OPERATING REVENUES</b>					
Charges for Service	\$ 1,186,460	\$ 1,255,385	\$ 1,657,018	\$ 1,636,460	\$ 1,658,211
	<u>1,186,460</u>	<u>1,255,385</u>	<u>1,657,018</u>	<u>1,636,460</u>	<u>1,658,211</u>
<b>OPERATING EXPENSES</b>					
Personnel Services	424,719	440,939	438,746	450,350	450,396
Operating Expenses	878,849	923,463	947,071	951,446	958,199
Depreciation	1,017,863	1,059,927	-	-	-
	<u>2,321,431</u>	<u>2,424,329</u>	<u>1,385,817</u>	<u>1,401,796</u>	<u>1,408,595</u>
<b>OPERATING (LOSS) INCOME</b>	<b><u>(1,134,971)</u></b>	<b><u>(1,168,944)</u></b>	<b><u>271,201</u></b>	<b><u>234,664</u></b>	<b><u>249,616</u></b>
<b>NON-OPERATING REVENUES (EXPENSES)</b>					
Reserve for Debt /Contingency	-	-	(92,285)	(92,285)	(98,160)
Debt Service - Principal	(99,641)	(117,160)	(124,959)	(124,959)	(131,308)
Debt Service - Interest	(241,631)	(275,648)	(267,849)	(267,849)	(261,500)
Proceeds of Loan	1,291,599	967,601	-	-	-
Capital	-	-	(8,000)	(57,515)	(62,399)
Transfers In	123,811	100,523	221,892	307,944	303,751
	<u>1,074,138</u>	<u>675,316</u>	<u>(271,201)</u>	<u>(234,664)</u>	<u>(249,616)</u>
<b>NET INCOME (LOSS) - BUDGETARY BASIS</b>	<b><u>\$ (60,833)</u></b>	<b><u>\$ (493,628)</u></b>	<b><u>\$ -</u></b>	<b><u>\$ -</u></b>	<b><u>\$ -</u></b>



**PICKENS COUNTY**

<b>AIRPORT</b>	<b>FY 2012 ACTUAL</b>	<b>FY 2013 ACTUAL</b>	<b>FY 2014 BUDGET</b>	<b>FY 2014 ESTIMATED</b>	<b>FY 2015 BUDGET</b>
<b>OPERATING REVENUES</b>					
Charges for Service	\$ 570,777	\$ 550,821	\$ 601,816	\$ 541,816	\$ 521,816
Intergovernmental	670,869	232,567	-	-	-
	<u>1,241,646</u>	<u>783,388</u>	<u>601,816</u>	<u>541,816</u>	<u>521,816</u>
<b>OPERATING EXPENSES</b>					
Personnel Services	110,390	120,001	113,422	113,422	113,291
Operating Expenses	503,312	448,360	558,394	508,394	422,600
	<u>613,702</u>	<u>568,361</u>	<u>671,816</u>	<u>621,816</u>	<u>535,891</u>
<b>OPERATING (LOSS) INCOME</b>	<u><b>627,944</b></u>	<u><b>215,027</b></u>	<u><b>(70,000)</b></u>	<u><b>(80,000)</b></u>	<u><b>(14,075)</b></u>
<b>NON-OPERATING REVENUES (EXPENSES)</b>					
Capital	39,960	813	-	-	-
Transfer from General Fund	42,924	57,882	70,000	23,950	14,075
	<u>82,884</u>	<u>58,695</u>	<u>70,000</u>	<u>23,950</u>	<u>14,075</u>
<b>NET INCOME (LOSS) - BUDGETARY BASIS</b>	<u><u><b>\$ 710,828</b></u></u>	<u><u><b>\$ 273,722</b></u></u>	<u><u><b>\$ -</b></u></u>	<u><u><b>\$ (56,050)</b></u></u>	<u><u><b>\$ -</b></u></u>

Next FY **FY 2015**

Current FY **FY 2014**

Prior FY **FY 2013**

Prior FY 2 **FY 2012**